

## Features

Dimmable  
Flicker-Free  
In-line Connection  
Long Life  
Instant On  
RoHS Compliant  
Lead Free  
Mercury Free  
No UV

# EcoSpec®







## Linear HP INT Wall Wash MONO-COLOR

EcoSense® EcoSpec® Linear HP INT Wall Wash Mono-Color is an ultra-bright interior linear static color light fixture. Offering the same great optical performance as the white light fixture, these flicker-free dimmable with ELV dimmers fixtures offer an earth-friendly, mercury-free cove solution. Leveraging years of lighting experience, this robust aluminum-frame fixture features powerful energy efficient LEDs and precision constant-current circuits for long-life applications.

With smart power technology, EcoSpec® Linear HP INT Wall Wash Mono-Color connects directly to AC power; simplifying installation and minimizing costs. These long-life fixtures quickly pay for themselves in energy savings and maintenance costs.



### Specifications

<b>Color Temperature</b>	<b>Lumen Output</b> (6° x 6°)
Red	360 lm/LF : 360 (1') / 1440 (4')
Green	635 lm/LF : 635 (1') / 2540 (4')
Blue	240 lm/LF : 240 (1') / 960 (4')
Amber	360 lm/LF : 360 (1') / 1440 (4')
<b>Beam Angle</b>	6° x 6° / 10° x 60° / 17° x 35° / 30° x 60° / 60° x 60°
<b>Power Consumption (Max)</b>	120VAC & 220VAC - 18.5W/LF @Green - 18.5W(1ft) / 74W(4ft) 120VAC & 220VAC - 17W/LF @Blue - 17W(1ft) / 68W(4ft) 120VAC & 220VAC - 12.5W/LF @Red & Amber - 12.5W(1ft) / 50W(4ft) 277VAC - 18W/LF @ Blue & Green - 18W (1ft) / 68W (4ft) 277VAC - 13W/LF @ Red & Amber - 13W (1ft) / 52W (4ft)
<b>Efficacy (lm/W)</b>	120VAC - 28.8 @ Red / 34.3 @ Green / 14.1 @ Blue / 22.8 @ Amber 220VAC - 28.8 @ Red / 34.3 @ Green / 14.1 @ Blue / 22.8 @ Amber 277VAC - 27.7 @ Red / 35.3 @ Green / 13.3 @ Blue / 27.7 @ Amber
<b>Maximum Fixture Run Length</b>	40' (15m) @ 120VAC / 90' (30m) @ 220VAC / 100' (35m) @ 277VAC
<b>Operating Temperature</b>	14°F to 104°F (-10°C to 40°C)
<b>Operating Voltage</b>	100-120VAC, 220-240VAC, 277VAC, 50-60Hz
<b>Dimming</b>	120VAC / 220VAC - ELV Type, Reverse Phase, Trailing Edge Dimming 277VAC - Non-Dim Only
<b>Housing</b>	Aluminum; Clear Polycarbonate Lens
<b>Fixture Connectors</b>	Integral male / female 3-pin connectors
<b>Fixture Rating</b>	CE Certified - IP40 UL Certified for Damp Locations
<b>Warranty</b>	5 Years
<b>Weight</b>	1.54 lbs / 0.7kg (1ft) 6.17 lbs / 2.8kg (4ft)
<b>Dimensions</b>	W 2.9" x H 2.5" x L 12"/48" (74.1mm x 62.5mm x 304/1,219mm)
<b>Certifications</b>	     

Restriction of Hazardous Substances Directive (RoHS) implements EU Directive 2002/95 which bans placing electrical and hazardous equipment that contains more than agreed levels of hazardous substances on the EU market. For a list of these substances visit [www.rohs.gov.uk](http://www.rohs.gov.uk).

ECOSENSE®

EcoSense Lighting Inc.  
80 Broad Street  
5th Floor  
New York, NY 10004

[www.ecosenselighting.com](http://www.ecosenselighting.com)

Phone 212-228-8118  
Fax 212-228-9113  
Toll Free 855.632.6736  
855.6.ECOSEN

(V. 04.02-2013)

[www.ecosenselighting.com](http://www.ecosenselighting.com)

## Ordering Information

Choose the option that best suits your needs and write its corresponding code on the appropriate line to form the product code.

10LC	-	-	-	-
MODEL	LENGTH	COLOR	VOLTAGE	OPTIC
<b>10 LC</b>	<b>12</b> - 1'-0" <b>48</b> - 4'-0"	<b>RD</b> - RED <b>GN</b> - GREEN <b>BL</b> - BLUE <b>AM</b> - AMBER	<b>120</b> - 100-120VAC <b>220</b> - 220-240VAC <b>277</b> - 277VAC**	<b>6</b> - 6° x 6° <b>10</b> - 10° x 60° <b>17</b> - 17° x 35° <b>30</b> - 30° x 60° <b>60</b> - 60° x 60°

Order accessories as separate catalogue numbers from the **Accessories** section below.**EXAMPLE: 10LC-12-RD-120-30**

## Accessories

## Wiring

Leader Cable 10'-0" (UL)*	<b>INT-A-CBL-120-10</b>	Leader Cable 10'-0" (CE)*	<b>INT-A-CBL-220-10</b>
Jumper Cable 1'-0" (UL)	<b>INT-A-JMP-120-1</b>	Jumper Cable 1'-0" (CE)	<b>INT-A-JMP-220-1</b>
Jumper Cable 5'-0" (UL)	<b>INT-A-JMP-120-5</b>	Jumper Cable 5'-0" (CE)	<b>INT-A-JMP-220-5</b>
Jumper Cable 4" (UL)	<b>INT-A-JMP-120-4</b>	Jumper Cable 4" (CE)	<b>INT-A-JMP-220-4</b>

\* One (1) terminator is included standard with each Leader Cable

\*\* The 120VAC (UL) Accessory Cables are also rated for 277VAC use

## Mounting

Adjustable Hinged Clips	<b>10-A-MNT-ADJ</b>	
Flat Mounting Plate	<b>10-A-MNT-FLAT</b>	(Included with each product length.)

# EcoSpec®

## Linear HP INT Wall Wash MONO-COLOR

### Dimension and Mounting

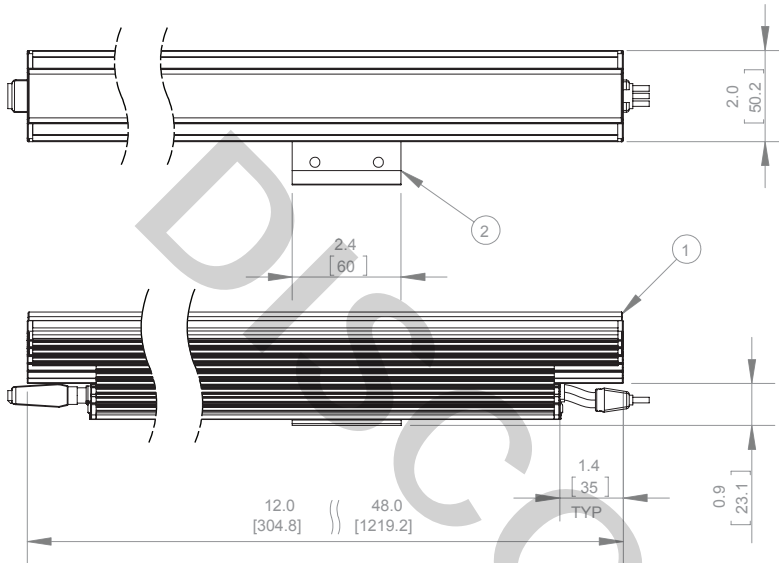
For complete dimensional submittal drawings and full scale CAD drawings, please visit [ecosenselighting.com](http://ecosenselighting.com).

DATE:

PROJECT:

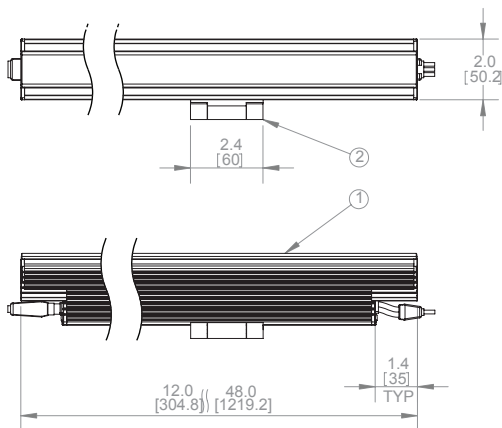
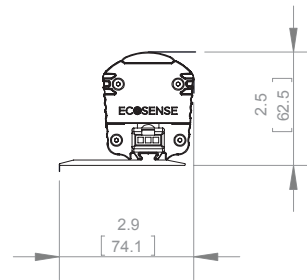
FIRM :

TYPE:



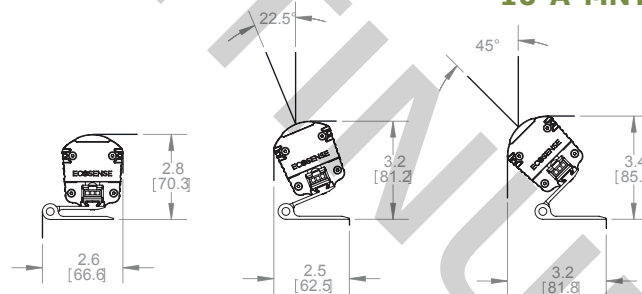
### Flat Mounting Plate – Direct Mount

#### 10-A-MNT-FLAT



### Adjustable Bracket – Direct Mount

#### 10-A-MNT-ADJ



DIMENSION IN  
INCHES / [MM]

EcoSpec®

# Linear HP INT Wall Wash MONO-COLOR

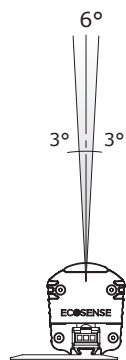
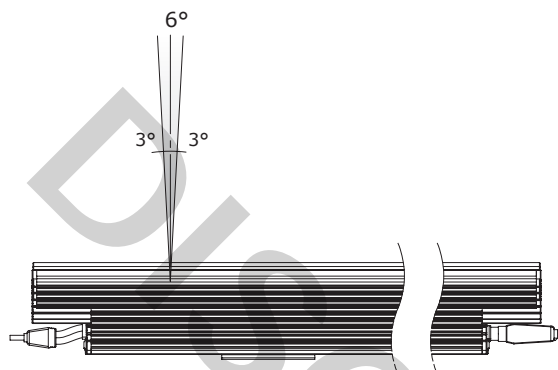
## Fixture Distribution

DATE:

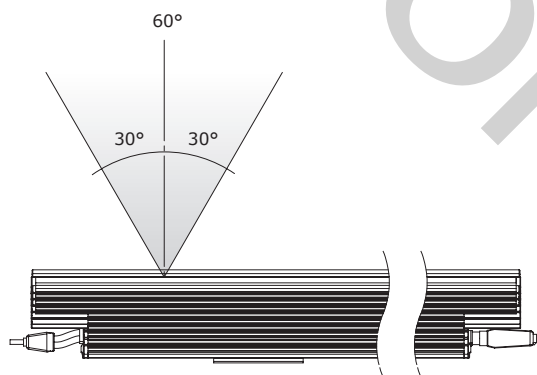
PROJECT:

FIRM :

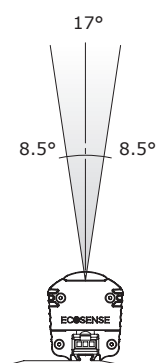
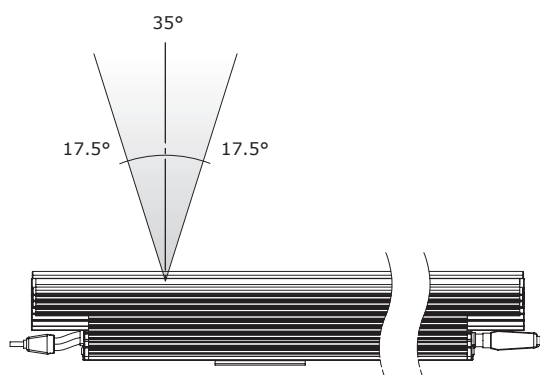
TYPE:



**10LC-XX-XX-XXX-6**  
**6° x 6°**



**10LC-XX-XX-XXX-10**  
**10° x 60°**



**10LC-XX-XX-XXX-17**  
**17° x 35°**

DATE:

TYPE:

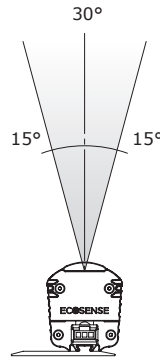
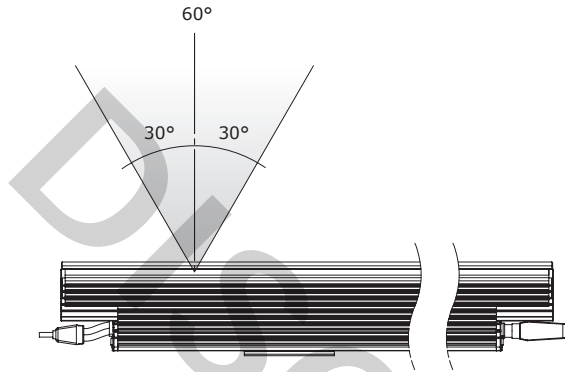
PROJECT:

FIRM :

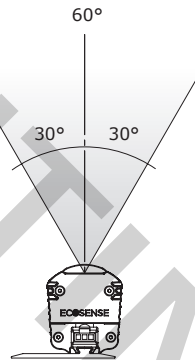
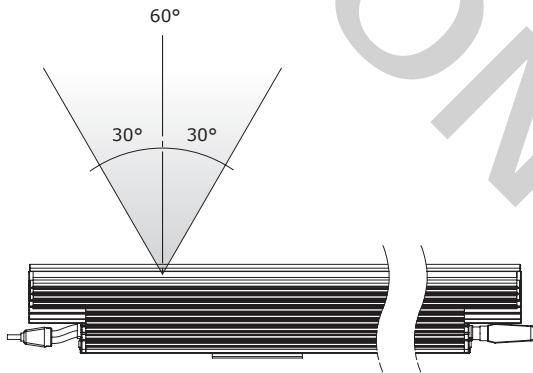
# EcoSpec®

## Linear HP INT Wall Wash MONO-COLOR

### Fixture Distribution



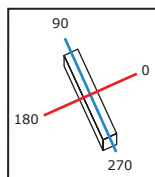
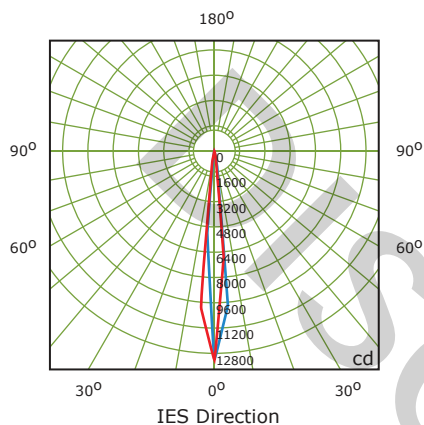
**10LC-XX-XX-XXX-30**  
**30° x 60°**



**10LC-XX-XX-XXX-60**  
**60° x 60°**

### Photometry Characteristics

#### Candela Distribution



**Fixture: 10LC-12-RD-120-6**